




VALUE PLUS DESIGN THROUGH ABLEFORGE MFG INC.


- Adjustable handle**
for easy operation
- Backward lever & Forward lever**
placed in tandem providing a slim design and assuring power transfer along the center.
- Spare shear pins**
Two spare shear pins located in the carrying handle.
- Built-in shearing pin**
prevent overload.It functions at approx.50% overload and the pins can be replaced without removing the load.
- Anchor bolt**
offers numerous and versatile connection possibilities with load hooks,sling ropes and sling chains.
- Stamped serial number**
for easy identification
- High strength cast aluminium alloy body**
Light weight,simple to operate. Smooth contour design with large, flat bottom surface for increased stability in horizontal as well as vertical working position.
- Galv.steel wire rope mounted on a reel**
every rope is operationally tested to 150% of the rated capacity and is issued with an individual test certificate



Rope clamp system
easily disengaged with a lever allowing smooth installation of the wire rope.

Light, powerful, easy to move and to use, these machines make it possible to solve the numerous pulling and lifting problems in a practical and safe manner.


- Construction**
 - dam structures-pulling of frame
 - laying of steel or concrete pipe
 - concrete pile laying
 - seat pile pulling
 - combine of fume tube
- Railway**
 - pulling of rail
 - removal of van or wagon
 - laying of track
 - shunting and maintenance of rolling stock
- Shipbuilding (Shipbuilding company)**
 - manoeuvring of ships
 - working of locks
 - stowing of cargo
 - shipping of dinghies
- Transport**
 - positioning of boiler
 - machines
 - maintenance
 - loading of car
 - emergency
 - loading and unloading of bulky and heavy packages



Conveyor being lifted into position with ABLE WRP.

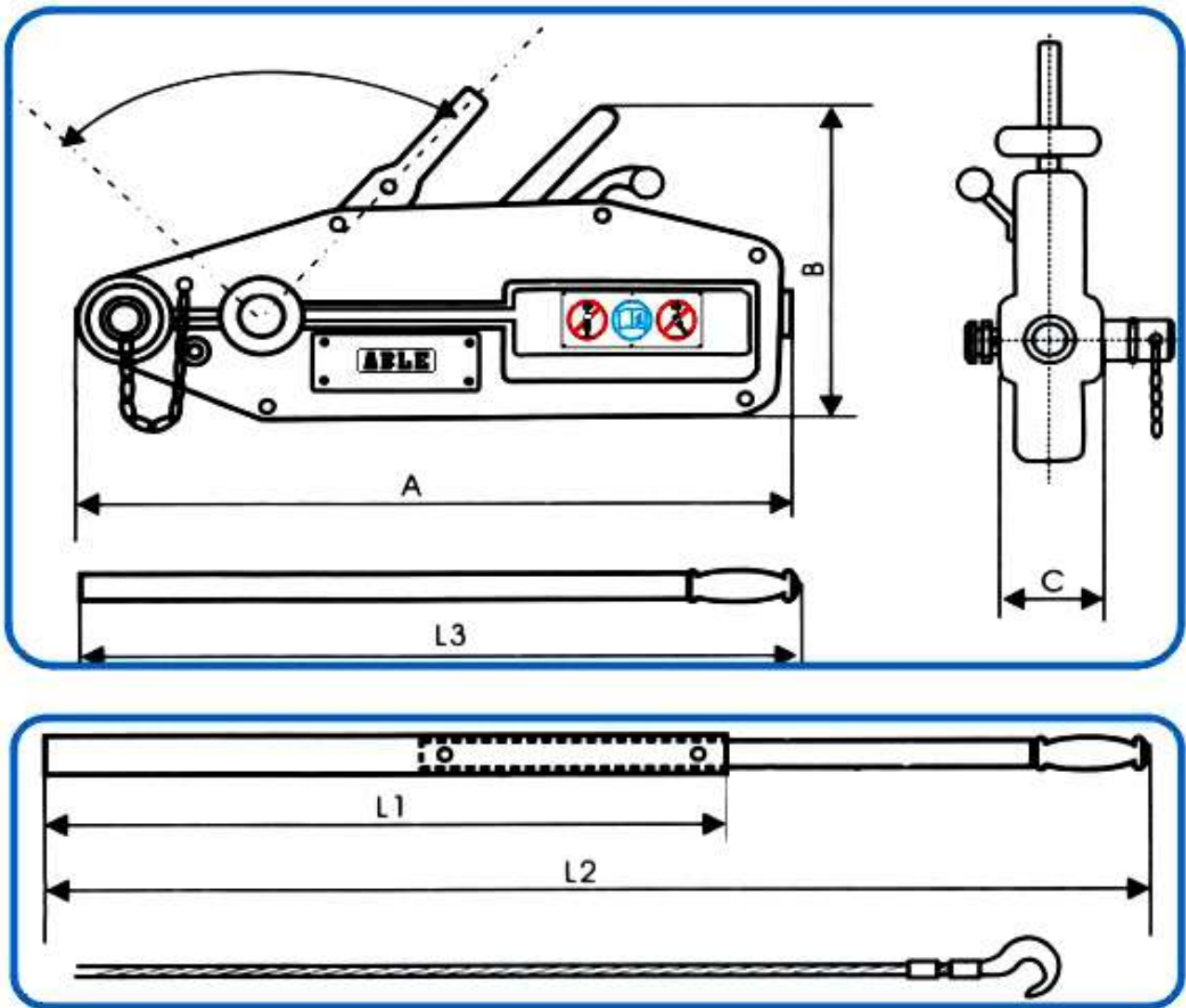


ABLE WRP in operation for the positioning of heavy machinery.



ABLE WRP used for steel alignment during erection.

Model: WRP



WIRE ROPE PULLER WRP SERIES

Mechanism:

ABLE WRP need not accompany a wire-drum for rolling up wire rope, and is therefore small in size, light in weight. By moving the handle, left and right, wire rope passes through. ABLE WRP as if it were hauled hand by means of two chucks equipped inside the body. This is very simply done and no experience is necessary.

Features:

- Measures small and light.
- Equipped with two safety devices, and this guarantees safe operations.
- Wire rope is drawn out straight, by distant operations regardless of wire lengths.
- Transmission speed 3 meters per minute, and this is the fastest among all hand-driven hauling devices.
- Wire rope can be used at any working degrees.
- Equipped with a safety hook, preventing wire rope from coming off while operation.
- Most rationally planned, designed and durable.

ABLEFORGE WRP SPECIFICATIONS

Product Code		WRP08	WRP16	WRP32	WRP54
Lifting Capacity	(kg)	800	1600	3200	5400
Pulling Capacity	(kg)	1300	2800	6000	10125
Test Load	(kg)	1500	3000	6000	10125
Steel wire rope dia.	(mm)	IWRC8.3	IWRC11	IWRC16	IWRC20
Wire rope safety factor load capacity	(mm)	5 x WLL	5 x WLL	5 x WLL	5 x WLL
Breaking strength of wire Rope	(kg)	5430	9680	17200	27000
Overall structure breaking Strength		4 x WLL	4 x WLL	4 x WLL	4 x WLL
Transmission speed rate per min.		3mtrs	3mtrs	3mtrs	3mtrs
Safety device		safety pins	safety pins	safety pins	safety pins
Net weight (without wire Rope)	(kg)	6.4	12	23	56.5